



*Art by Doris Meyers*

# 1000 BOOKS

**BEFORE KINDERGARTEN**  
**JASPER COUNTY PUBLIC LIBRARY**

## BOOKS 201-300

TITLE	AUTHOR	DATE
201. _____	_____	_____
202. _____	_____	_____
203. _____	_____	_____
204. _____	_____	_____
205. _____	_____	_____
206. _____	_____	_____
207. _____	_____	_____
208. _____	_____	_____
209. _____	_____	_____
210. _____	_____	_____
211. _____	_____	_____
212. _____	_____	_____

# TITLE

# AUTHOR

# DATE

213. \_\_\_\_\_

214. \_\_\_\_\_

215. \_\_\_\_\_

**Tip #12:** Read from a variety of children's books, including fairy tales, song books, poems, and information books.

216. \_\_\_\_\_

217. \_\_\_\_\_

218. \_\_\_\_\_

219. \_\_\_\_\_

220. \_\_\_\_\_

221. \_\_\_\_\_

222. \_\_\_\_\_

223. \_\_\_\_\_

224. \_\_\_\_\_


225. \_\_\_\_\_

226. \_\_\_\_\_

227. \_\_\_\_\_

228. \_\_\_\_\_

229. \_\_\_\_\_



# TITLE

# AUTHOR

# DATE

230. \_\_\_\_\_

231. \_\_\_\_\_

232. \_\_\_\_\_

233. \_\_\_\_\_

234. \_\_\_\_\_

235. \_\_\_\_\_

236. \_\_\_\_\_

237. \_\_\_\_\_

238. \_\_\_\_\_

239. \_\_\_\_\_

240. \_\_\_\_\_

241. \_\_\_\_\_

**Tip #13:** Reading well is at the heart of all learning. Children who can't read well, can't learn.


242. \_\_\_\_\_

243. \_\_\_\_\_

244. \_\_\_\_\_

245. \_\_\_\_\_

246. \_\_\_\_\_



# TITLE

# AUTHOR

# DATE

247. \_\_\_\_\_

248. \_\_\_\_\_

249. \_\_\_\_\_

250. \_\_\_\_\_

**Tip #14:** Children need to be taught the steps good readers use to make sure they understand text. Students who are in control of their own reading comprehension become purposeful, active readers.

251. \_\_\_\_\_

252. \_\_\_\_\_

253. \_\_\_\_\_

254. \_\_\_\_\_

255. \_\_\_\_\_

256. \_\_\_\_\_

257. \_\_\_\_\_


258. \_\_\_\_\_

259. \_\_\_\_\_

260. \_\_\_\_\_

261. \_\_\_\_\_

262. \_\_\_\_\_



# TITLE

# AUTHOR

# DATE

263. \_\_\_\_\_

264. \_\_\_\_\_

265. \_\_\_\_\_

266. \_\_\_\_\_

267. \_\_\_\_\_

268. \_\_\_\_\_

269. \_\_\_\_\_

270. \_\_\_\_\_

271. \_\_\_\_\_

272. \_\_\_\_\_

273. \_\_\_\_\_

274. \_\_\_\_\_

275. \_\_\_\_\_



*Art by Doris Meyers*

**Tip #15:** Reading with children and helping them practice specific reading components can dramatically improve their ability to read.

276. \_\_\_\_\_

277. \_\_\_\_\_

278. \_\_\_\_\_

279. \_\_\_\_\_

# TITLE

# AUTHOR

# DATE

280. \_\_\_\_\_

281. \_\_\_\_\_

282. \_\_\_\_\_

283. \_\_\_\_\_

284. \_\_\_\_\_

285. \_\_\_\_\_

**Tip #16:** Children need to actively build and expand their knowledge of written and spoken words, what they mean, and how they are used.

286. \_\_\_\_\_

287. \_\_\_\_\_

288. \_\_\_\_\_

289. \_\_\_\_\_

290. \_\_\_\_\_

291. \_\_\_\_\_

292. \_\_\_\_\_

293. \_\_\_\_\_

294. \_\_\_\_\_

295. \_\_\_\_\_

296. \_\_\_\_\_



*Art by Doris Meyers*

**TITLE**

**AUTHOR**

**DATE**

**297.** \_\_\_\_\_

\_\_\_\_\_

\_\_\_\_\_

**298.** \_\_\_\_\_

\_\_\_\_\_

\_\_\_\_\_

**299.** \_\_\_\_\_

\_\_\_\_\_

\_\_\_\_\_

**300.** \_\_\_\_\_

\_\_\_\_\_

\_\_\_\_\_

**MY FAVORITE BOOK:** \_\_\_\_\_

**DON'T FORGET TO COME IN AND  
COLLECT YOUR COMPLETION STICKER!**



# 1000 BOOKS

**BEFORE KINDERGARTEN**  
**JASPER COUNTY PUBLIC LIBRARY**



*Art by George Tachtiris*

## TALKING

### What Is It?

Talking is one of the five early literacy practices to help parents work on the skills that children need to have. Talking with children helps them learn oral language, one of the most critical early literacy skills. The experience of self-expression also stimulates brain development, which underlies all learning.

### Why is Talking Important?

- Teaches a child to take turns in order to have a conversation.
- Helps children become familiar with how books work and are organized.
- Gives you a chance to introduce new words and what they mean.
- Provides opportunities to rephrase what the child says so she can learn more language.
- Extends conversations to help children learn more about something.
- Helps children make connections to past and future events so they understand that language sometimes represents events that are not happening right now.

### What Can You Do? – Take a “Picture Walk”

- A picture walk is a great way to talk about a book. A picture walk is an example of a quality conversation.
- Use a picture walk to learn new words, take turns, and make connections.

### What To Do During the Picture Walk

- Look at the cover, pointing out the title, author, and illustrator. Ask children what they think the story is about.
- “Walk” through the book, page by page. Talk about the characters and predict what might happen to them. Make a guess about how the book will end. Talk about the meaning of words that children may not know.
- Talk about new and interesting words in the book. Have your child tell you what is happening in the story.
- Expand on what your child says. For example, a parent might say, “Yes, that is a cave...a cave is like a hole in a mountain. Sometimes bats or bears live in caves.”
- Take turns and give your child lots of time to make comments and express ideas.
- Make connections between the story and your child’s experiences. For example, “Do you remember when we saw a bear at the zoo? Did the bear have a cave?”
- Speak in your home language (the language you speak most fluently), even if the book is in English. Remember, this is a picture walk. You are not reading the story.





*Art by George Tachtiris*

# 1000 BOOKS

**BEFORE KINDERGARTEN**

**JASPER COUNTY PUBLIC LIBRARY**

**BOOKS 301-400**

**TITLE**

**AUTHOR**

**DATE**

<b>301.</b>	_____	_____	_____
<b>302.</b>	_____	_____	_____
<b>303.</b>	_____	_____	_____
<b>304.</b>	_____	_____	_____
<b>305.</b>	_____	_____	_____
<b>306.</b>	_____	_____	_____
<b>307.</b>	_____	_____	_____
<b>308.</b>	_____	_____	_____
<b>309.</b>	_____	_____	_____
<b>310.</b>	_____	_____	_____
<b>311.</b>	_____	_____	_____

# TITLE

# AUTHOR

# DATE

312. \_\_\_\_\_

313. \_\_\_\_\_

314. \_\_\_\_\_

315. \_\_\_\_\_

**Tip #17:** Children must learn to read words rapidly and accurately in order to understand what is read. When fluent readers read silently, they recognize words automatically. When fluent readers read aloud, they read effortlessly and with expression. Readers who are weak in fluency read slowly, word by word, focusing on decoding words instead of comprehending meaning.

316. \_\_\_\_\_

317. \_\_\_\_\_

318. \_\_\_\_\_

319. \_\_\_\_\_

320. \_\_\_\_\_

321. \_\_\_\_\_

322. \_\_\_\_\_

323. \_\_\_\_\_

324. \_\_\_\_\_

325. \_\_\_\_\_

326. \_\_\_\_\_



*Art by George Tachtiris*

# TITLE

# AUTHOR

# DATE

327. \_\_\_\_\_

328. \_\_\_\_\_

329. \_\_\_\_\_

330. \_\_\_\_\_

331. \_\_\_\_\_

332. \_\_\_\_\_

333. \_\_\_\_\_

334. \_\_\_\_\_

335. \_\_\_\_\_

336. \_\_\_\_\_

337. \_\_\_\_\_

338. \_\_\_\_\_



*Art by George Tachtiris*

**Tip #18:** Help your child find reading materials that are of interest to her so she is engaged and encouraged to make reading a fun activity in her day.

339. \_\_\_\_\_

340. \_\_\_\_\_

341. \_\_\_\_\_

342. \_\_\_\_\_

343. \_\_\_\_\_

# TITLE

# AUTHOR

# DATE

344. \_\_\_\_\_

345. \_\_\_\_\_

346. \_\_\_\_\_

347. \_\_\_\_\_

348. \_\_\_\_\_

349. \_\_\_\_\_

350. \_\_\_\_\_

351. \_\_\_\_\_

352. \_\_\_\_\_

353. \_\_\_\_\_

354. \_\_\_\_\_

355. \_\_\_\_\_

356. \_\_\_\_\_

357. \_\_\_\_\_

358. \_\_\_\_\_



**Tip #19:** When giving gifts or asked for gift ideas for your child, recommend books, magazine subscriptions, or gift cards to book stores to encourage literacy and learning.

359. \_\_\_\_\_

360. \_\_\_\_\_

# TITLE

# AUTHOR

# DATE

361. \_\_\_\_\_

362. \_\_\_\_\_

363. \_\_\_\_\_

364. \_\_\_\_\_

365. \_\_\_\_\_

**Tip #20:** Too tired to read aloud? Listen to a book on tape and turn the book's pages with your children. You'll still be reading with them!

366. \_\_\_\_\_

367. \_\_\_\_\_

368. \_\_\_\_\_

369. \_\_\_\_\_

370. \_\_\_\_\_

371. \_\_\_\_\_

372. \_\_\_\_\_


373. \_\_\_\_\_

374. \_\_\_\_\_

375. \_\_\_\_\_

376. \_\_\_\_\_

377. \_\_\_\_\_



*Art by George Tachtiris*

# TITLE

# AUTHOR

# DATE

378. \_\_\_\_\_

379. \_\_\_\_\_

380. \_\_\_\_\_

**Tip #21:** Label things in your children's room as they learn to name them. Have fun while they learn that written words are connected to everyday things.

381. \_\_\_\_\_

382. \_\_\_\_\_

383. \_\_\_\_\_

384. \_\_\_\_\_

385. \_\_\_\_\_

386. \_\_\_\_\_

387. \_\_\_\_\_

388. \_\_\_\_\_

389. \_\_\_\_\_

390. \_\_\_\_\_

391. \_\_\_\_\_

392. \_\_\_\_\_

393. \_\_\_\_\_

394. \_\_\_\_\_



*Art by George Tachtiris*

**TITLE**

**AUTHOR**

**DATE**

395. \_\_\_\_\_

**Tip #22:** Away on a business trip? Take a few books with you, call home and have your child curl up by the phone for a good night story.


396. \_\_\_\_\_

397. \_\_\_\_\_

398. \_\_\_\_\_

399. \_\_\_\_\_

400. \_\_\_\_\_



**MY FAVORITE BOOK:** \_\_\_\_\_

**DON'T FORGET TO COME IN AND COLLECT YOUR COMPLETION STICKER!**

# 1000 BOOKS

**BEFORE KINDERGARTEN**  
**JASPER COUNTY PUBLIC LIBRARY**



## SINGING

### What Is It?

Singing is one of the five early literacy practices to help parents work on the skills that children need to have. Singing increases children's awareness of and sensitivity to the sounds in words. This helps prepare children to decode print (written language). Songs are a natural way to learn about language.

### Why Is Singing Important?

- Songs help children develop listening skills and pay attention to the rhythms and rhymes of spoken language.
- Most songs have a different note for each syllable. This helps children break down words so they hear individual sounds in a word. This is an important pre-reading skill.
- Singing also slows down language so children can hear different parts of words and notice how they are alike and different.
- Singing helps children learn new words, hear the smaller sounds in words, and adds to their general knowledge.
- Singing helps children remember things for a longer time.

### What Can You Do?

- Clapping along to rhythms help children hear the syllables in words, and it helps them practice motor skills.
- Sing songs with rhyming words, silly words, and long stretched out words.
- Sing songs fast, slow, and over and over.